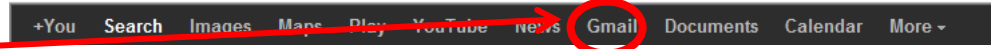


# How to Sign in to iGoogle

Go to Google

Click on Gmail

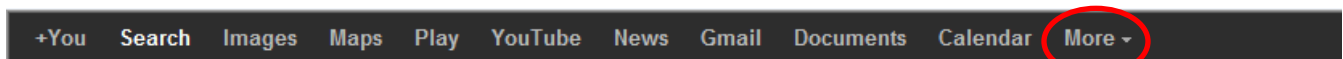


If you have a Blue Valley email read the tip, if you don't read on. Type in your username and password and press sign in.

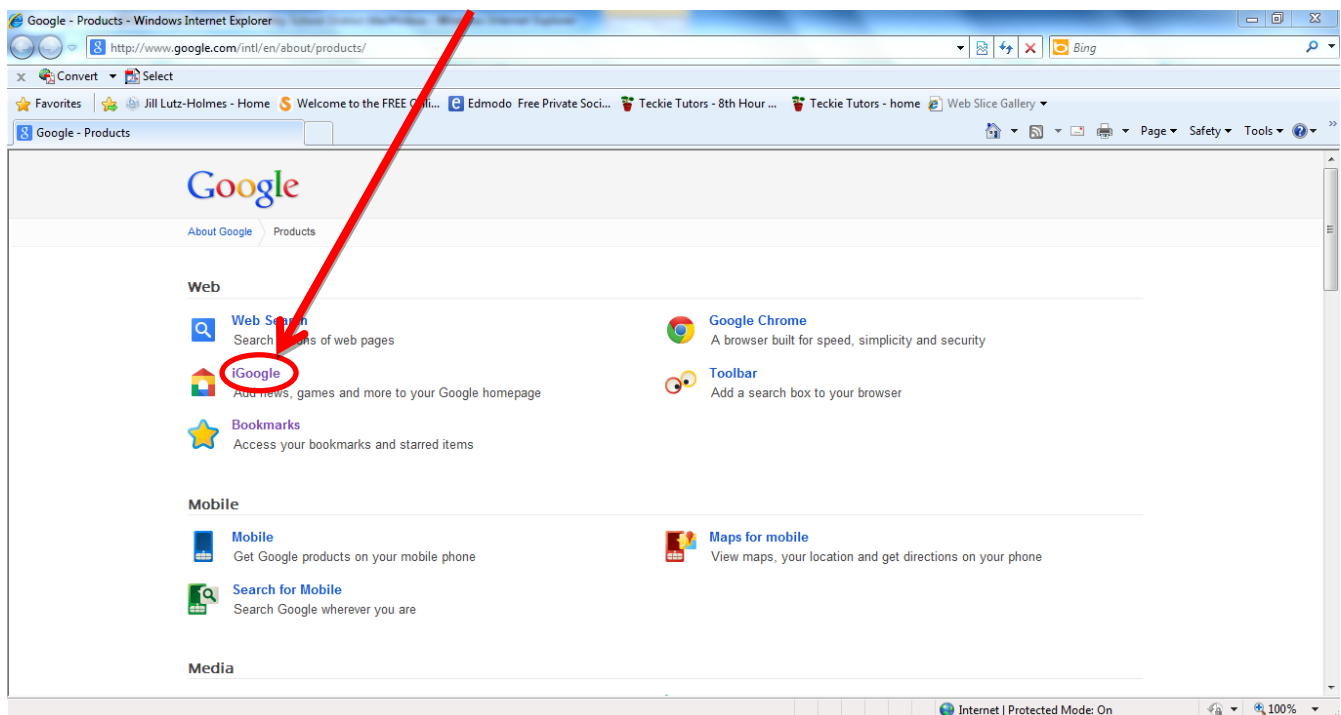
**Tip-** If your email is a Blue Valley email then only type in your email in the username and press sign in. Then sign in regularly with your username and password and press sign in.

A screenshot of the Google sign-in page. It has a 'Sign in' header and the Google logo. Below are fields for 'Username' and 'Password'. At the bottom, there is a blue 'Sign in' button circled in red, a checkbox for 'Stay signed in', and a link that says 'Can't access your account?'.

Once you are logged in click on more



This page will pull up, and then press iGoogle



This page will pull up

The screenshot shows the Google iGoogle homepage creation interface. At the top, there is a navigation bar with links for Search, Images, Mail, Drive, Calendar, Mobile, Reader, and More. The Google logo is on the left, and a search bar is in the center. The user's email address, kmlee@bluevalleyk12.net, is displayed on the right. The main content area is titled "Create your own homepage in under 30 seconds". It features a "Select Interests" section with checkboxes for Business, Social, News, Games, Art, Entertainment, Humor, Cooking, Technology, Sports, and Name this tab. Below this is a "Select a theme" section with five theme thumbnails: Google, a sunset, a night sky, a boat on water, and a landscape. The "Choose Location" section includes a "Country/Region" dropdown menu set to "United States" and a "City/Zip code" field set to "Overland Park". A blue button labeled "See your page" is circled in red. On the left side, there are widgets for Weather and Gmail. The Gmail widget shows an "Inbox - Compose Mail" link and a list of emails. On the right side, there is a "Leos" widget with a search bar and a video player showing a play button. Below the video player, there is a link that says "rows Up on Stage in Arizona".

Fill it out and click "See your page".

There you go; you have successful logged on to iGoogle!